

# **Dahlias: From Tuber to Bloom**

---

Allyson Fisher Lambert



# Outline

---

- ❖ Customer?
- ❖ Varieties and Sourcing
- ❖ Growing
- ❖ Harvesting and Selling
- ❖ Digging, Dividing and Storing





# Customer

---

- ❖ Wholesale
  - ❖ WHITE, blush, peach, dusty rose, muted tones
  - ❖ All bloom shapes
- ❖ Retail
  - ❖ Pink, purple, colorful
  - ❖ Ball type varieties





# Varieties

---

- ❖ Different Forms
- ❖ Favorites
- ❖ Trial and Error
- ❖ Sourcing
  - ❖ Wholesale
  - ❖ Swan Island Dahlias
  - ❖ Small Farms







# Dahlia Tubers

---

Summer Dreams Farm



# Planting

---

- ❖ Full Sun
- ❖ Well Drained Soil
- ❖ Compost
- ❖ When soil is warm (60 degrees) plant 4-6" deep
  - ❖ Trench
- ❖ Spacing
- ❖ Weed Control
- ❖ Do not water until growth appears. (Lots of water once 18-24")
- ❖ Pinching





# Planting

---

- ❖ Cuttings

- ❖ Multiply stock


- ❖ Easier to plant

- ❖ How to:

- ❖ Pot up tubers early.

- ❖ Break off sprouts

- ❖ Place in hortcube, potting soil







Red Spotted

Red Spotted

PNC 2

Little Scenic

Little Scenic

Peachbliss 2

Blossom

Mystery 2

Isabel

Gingerleaf 2

Red Spotted

Shades of Purple

Purple Blossom

Shades of Purple

Red Spotted

Buckhorn

Diva

Balkan Soft Pur Green

PNC

R.R. Ashley

Shades of Purple

Isabel



# Overwinter

---

- ❖ Mulch
- ❖ Tarp
- ❖ Early Blooms
- ❖ Don't have to dig!





# Growing

---

- ❖ Support
- ❖ Watering
  - ❖ Drip tape
  - ❖ Sprinklers
- ❖ Fertilizer
  - ❖ Balanced- do need nitrogen
  - ❖ Foliar feeding





# Pests and Diseases

---

- ❖ Different bugs for different areas.
- ❖ Organza Bags
- ❖ Viruses
- ❖ Powdery Mildew





# Harvesting and Selling

---

- ❖ Harvest when first 2 layers of petals have lifted for most varieties
- ❖ Exceptions
- ❖ Clean water and straight to cooler
- ❖ Pricing
  - ❖ ~\$2 / stem






# Digging, Dividing, Storing

---

- ❖ Be sure all clumps are labeled during season.
- ❖ Remove all top foliage
- ❖ Cure in ground
- ❖ Loosen dirt on all 4 sides before lifting.
- ❖ Wash?
- ❖ Storing
  - ❖ 40-45 degrees, 70% humidity





# Digging, Dividing, Storing

---

- ❖ Dividing
  - ❖ Remove all feeder roots
  - ❖ Remove tubers with broken necks
  - ❖ Break down entire clump
  - ❖ Tuber, neck, and crown with eyes
  - ❖ Once divided may need to store in some sort of medium
- ❖ Overwinter in ground







# Dahlia Tubers

---


Summer Dreams Farm



# Tips

---

- ❖ Plant deep
- ❖ Consider climate
  - ❖ May be better to plant later in season.
- ❖ Shade
- ❖ Resources







**Questions??**